

TECHNICAL INFORMATION

FOR PROFESSIONAL USE ONLY

ANTI-CORROSION

Polyester putty

PRODUCTS

ANTI-CORROSION – Filling anti-corrosion polyester putty
Hardener for the polyester putty

PRODUCT DESCRIPTION

Anticorrosion filling polyester putty for car repairs. The putty contains active anticorrosive pigments reducing the corrosion process. Ideal for repair of vehicles operating in difficult weather conditions (high humidity and salinity). Putty can be applied directly to steel, without the use of anti-corrosion primer, which significantly shortens the time and reduces the cost of paint repairing.

- ✓ Very easy mixing and application.
- ✓ smooth surface after application
- ✓ Very good adhesion to metals.
- ✓ Good quality of sanding.

color – brick red.
gloss level - mat.
density - 1,96 (+/- 0,03) kg/l.

VOLATILE ORGANIC COMPOUNDS

VOC for mixture = 95 [g/l].

The share of VOC is below 250 g/l. These products meet the EU directive (2004/42/EC) that sets the VOC value for its category (IIB), at 250 g/l.

SURFACE PREPARATION


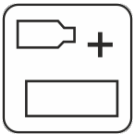



The product shows very good adhesion to various surfaces. It can be applied on:

- ✓ Black steel and zinc coated steel as well as aluminum after flattening and degreasing.
- ✓ Sanded polyester glass fiber laminates (GFK / GRP), polyester putties, acrylic and epoxy primers, and existing coatings in good condition.
- ✓ Well sanded old or factory lacquer coating

We recommend sandpaper with gradations: P80 ÷ P120.

Note: Do not apply the putty directly on the reactive primers, 1K acrylic and nitrocellulose products

APPLICATION PROCESS

	<p>Application Filling, anti-corrosion polyester putty used for repairing car bodies.</p>				
	<p>Mixing ratio By weight</p> <table style="width: 100%; border: none;"> <tr> <td style="width: 60%;">Putty</td> <td style="text-align: right;">100</td> </tr> <tr> <td>Hardener</td> <td style="text-align: right;">2</td> </tr> </table> <p>Stir thoroughly until achieving paste of homogenous color. Stir carefully to avoid air inclusions.</p>	Putty	100	Hardener	2
Putty	100				
Hardener	2				
	<p>Coating thickness Putty can be applied in several thin layers. Before application of the next layer, the previous one must cure. Do not exceed a total thickness of 3 mm.</p> <p>Pot life is 4-6 minutes at 20 ° C..</p>				
	<p>Curing time 20÷30 minutes at 20°C.</p> <p>Temperatures below 20 ° C significantly increases the curing time.</p>				
	<p>Grinding</p> <p>Coarse sanding (dry): P80÷P120, Finishing sanding (dry): P120÷P320.</p>				

FURTHER WORK

The following can be applied on polyester putties:

- ✓ 2K polyester putties.
- ✓ 2K polyester spray putties.
- ✓ 2K acrylic primers.
- ✓ 2K acrylic primers.

GENERAL NOTES

- ✓ Too much hardener can cause problems with discoloration of the base coat.
- ✓ When working with 2K products, it is recommended to use personal protection equipment. Protect the eyes and respiratory system.
- ✓ Clean the guns and equipment immediately after use.
- ✓ The rooms should be well ventilated.

Caution: *To maintain safety, always follow the instructions given in the MSDS for the product.*

STORAGE

Store the product components in a sealed container, in dry and cool places, away from fire and heat sources, as well as direct sunlight.

Caution:

1. *Close the container immediately after use*
2. *Protect the hardener from overheating!*

WARRANTY PERIOD

ANTI-CORROSION FIBRE Polyester putty – 12 months from the date of Manufacture.
Hardener for polyester putty – 18 months from the date of Manufacture.

Important Information:

The information contained in this document corresponds to our present knowledge and is a guide to our products and their uses.

Read all directions and warnings prior to using Troton products - Safety Data Sheets can be found online at www.troton.com.pl or will be sent according to your request: troton@troton.com.pl

Technical Information: The technical information, recommendations and other statements contained in this document are based upon tests or experience that Troton believes are reliable, but the accuracy or completeness of such information is not guaranteed.

Many factors beyond Troton's control and uniquely within user's knowledge and control can affect the use and performance of a Troton product in a particular application. Given the variety of factors that can affect the use and performance of a Troton product, user is solely responsible for evaluating the Troton product and determining whether it is fit for a particular purpose and suitable for user's method of application.

Limitation of Liability: Except where prohibited by law, Troton will not be liable for any loss or damage arising from the Troton product, whether direct, indirect, special, incidental or consequential, regardless of the legal theory asserted, including warranty, contract, negligence or strict liability.

If used as instructed, this product is designed to comply with the European Volatile Organic Compound (VOC) Emission Standard for Automotive Refinish Coatings. Confirm compliance with your country, state and local air quality rules before use. The data on this sheet represent typical values. Since application variables are a major factor in product performance, this information should serve only as a general guide. Troton assumes no obligation or liability for use of this information.